



SCOTT ZWEIGEL
ADL, CIVIL RIGHTS COMMITTEE CO-CHAIR

ADL[®]

AUGUST 26, 2020

ADL: Fighting Hate For Good™

100+ year-old anti-hate organization fighting anti-Semitism and all forms of hate

Educate,



Investigate, &



Advocate



Expertise on Hate Crimes

- ADL is the leading organization in the fight against hate crimes
- ADL created the first model hate crimes legislation
- ADL has been involved in responding to 1000s of hate crimes



Federal Hate Crime Laws - 18 U.S.C. §249

The Matthew Shepard & James Byrd Hate Crimes Prevention Act (2009)

■ Elements:

- Willfully Cause Bodily Injury, or Attempted Bodily Injury (firearm, dangerous weapon, or explosive or incendiary device); and
- Because of Actual or Perceived Race, Color, Religion, National Origin, Gender, Sexual Orientation, Gender Identity, or Disability of Any Person

■ Punishment:

- 10 Years Injury, or Life (Death or Attempt to Kill; Offense of Kidnapping, Aggravated Sexual Abuse, or Attempt of Either)



Hate Crimes' Double Impact

Impact on Individual:

- Hated for individual characteristics
- Powerless to prevent it
- No negotiating power
- 2x likely to cause physical injury

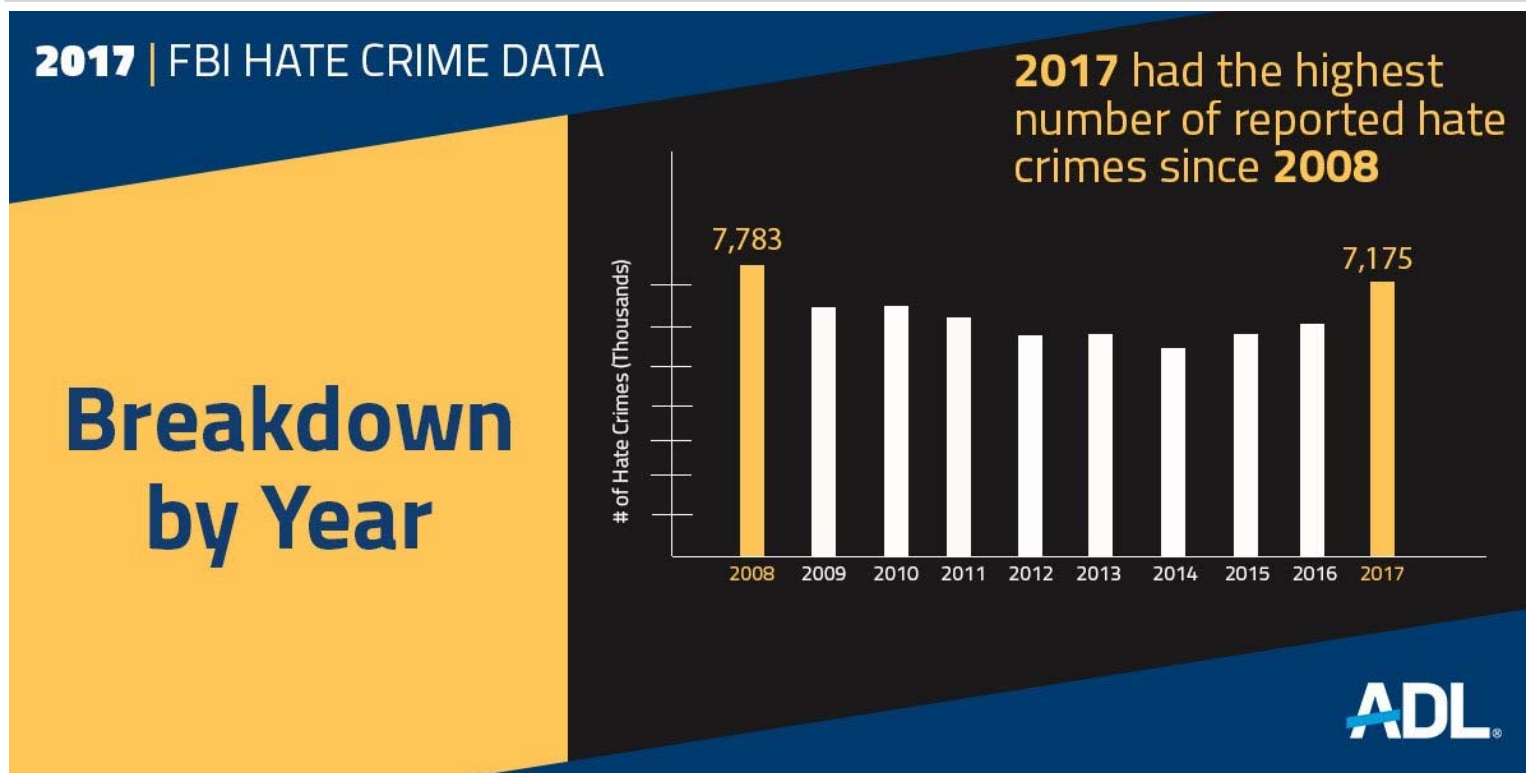


Impact on Community:

- Polarizing effect on groups
- Increased tensions
- Retaliatory crimes
- Negative effect on public image

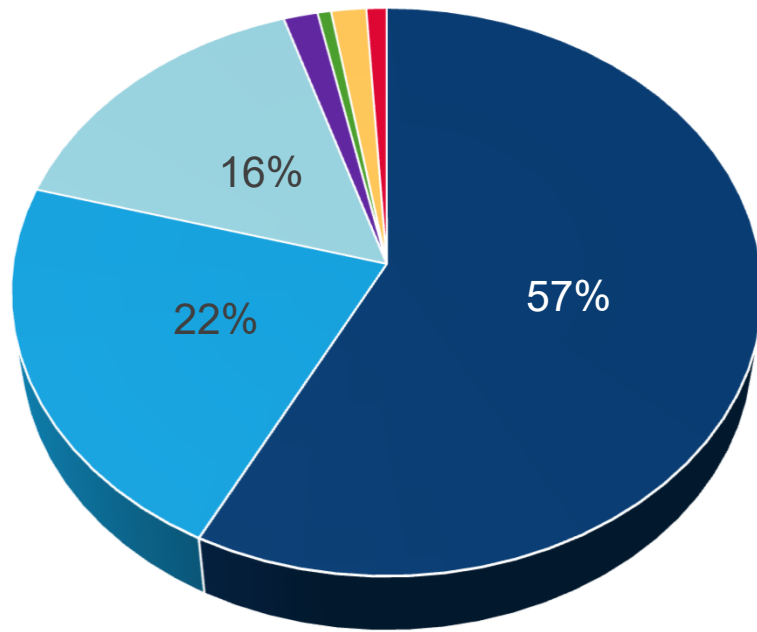


FBI Hate Crime Data



FBI Hate Crime Statistics

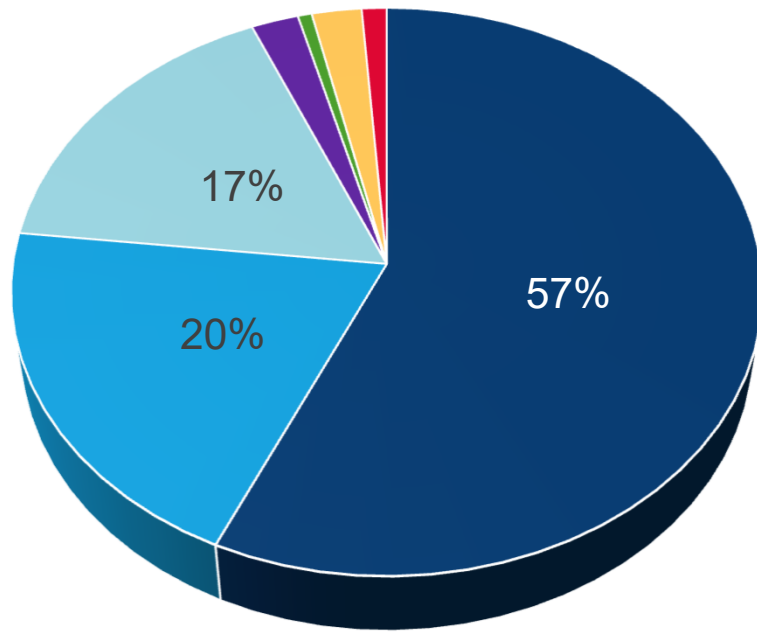
2017 Incidents



Bias Motivation	Incidents
Race/Ethnicity/Ancestry	4,131
Religion	1,564
Sexual Orientation	1,130
Disability	116
Gender	46
Gender Identity	119
Multiple-Bias Incidents	69
TOTAL	7,175

FBI Hate Crime Statistics

2018 Incidents



Bias Motivation	Incidents
Race/Ethnicity/Ancestry	4,047
Religion	1,419
Sexual Orientation	1,196
Disability	159
Gender	47
Gender Identity	168
Multiple-Bias Incidents	84
TOTAL	7,120

Common Hate Crime Myths

- Hate Crime laws do not criminalize thought.
 - Difficult Crimes to Prove
 - Need Admissible Evidence of Intentional Selection or Bias Motive
- Hate Crime laws do not give special treatment to special classes of victims. Everyone is protected.
 - 20% Race-Based Hate Crimes: White
 - 13% Religious-Based Hate Crimes: Christian
 - 47% Gender-Based Hate Crimes: Males
 - 1.7% Sexual-Orientation-Based Hate Crimes: Heterosexual